

Differential pressure transmitter with humidity/temperature option

testo 6381



Measurement of differential pressure, flow velocity, volume flow; optional: humidity and temperature

Automatic zero-point adjustment guarantees high, temperature-independent accuracy and long-term stability

Low measurement range up to 10 Pa ensures very high precision at lowest pressures

Ethernet, relay and analog outputs allow optimum integration into individual automation systems

The P2A software for parameterization, adjustment and analysis saves time and costs in commissioning and maintenance

Configurable alarm management with adjustable response delay and alarm acknowledgement

hPa

%RH

°C

The differential pressure transmitter testo 6381 was developed specially for monitoring differential pressure in the measuring range from 10 Pa to 1000 hPa. In cleanroom technology, the maintenance of positive pressure prevents the entry of contaminated air. In addition to this, the flow velocity or the volume flow can be calculated from the measurement of the differential pressure in a Pitot tube. Thanks to an optional probe from the probe series 6610, the additional recording of humidity and temperature with one instrument is also possible.

The testo 6381 is particularly outstanding thanks to the automatic zero-point adjustment which ensures high accuracy and long-term stability.

The integrated self-monitoring and early warning function also guarantees the operator high system availability.

Technical data

Parameters

Differential pressure

Measuring range	0 to 10 Pa 0 to 50 Pa 0 to 100 Pa 0 to 500 Pa 0 to 10 hPa 0 to 50 hPa 0 to 100 hPa 0 to 500 hPa 0 to 1000 hPa	-10 to 10 Pa -50 to 50 Pa -100 to 100 Pa -500 to 500 Pa -10 to 10 hPa -50 to 50 hPa -100 to 100 hPa -500 to 500 hPa -1000 to 1000 hPa
Measurement uncertainty*	±0.5% of measurement range final value ±0.3 Pa Temperature gain drift: 0.02% of measuring range per Kelvin deviation from nominal temperature 22 °C Zero-point: 0% (thanks to cyclic zero-point adjustment)	
Selectable units	Differential pressure in Pa, hPa, kPa, mbar, bar, mmH ₂ O, kg/cm ² , PSI, inch HG, inch H ₂ O calculated parameters: volume flow in m ³ /h, l/min, Nm ³ /h, NI/min Flow velocity in m/s, ft/min	
Sensor	Piezoresistive sensor	
Autom. zero-point adjustment	via magnetic valve Frequency adjustable: 15 sec, 30 sec, 1 min, 5 min, 10 min	
Overload	Measuring range	Overload
	0 to 10 Pa	20000 Pa
	0 to 50 Pa	20000 Pa
	0 to 100 Pa	20000 Pa
	0 to 500 Pa	20000 Pa
	0 to 10 hPa	200 hPa
	0 to 50 hPa	750 hPa
	0 to 100 hPa	750 hPa
	0 to 500 hPa	2500 hPa
	0 to 1000 hPa	2500 hPa
	-10 to 10 Pa	20000 Pa
	-50 to 50 Pa	20000 Pa
	-100 to 100 Pa	20000 Pa
	-500 to 500 Pa	20000 Pa
	-10 to 10 hPa	200 hPa
	-50 to 50 hPa	750 hPa
	-100 to 100 hPa	750 hPa
	-500 to 500 hPa	2500 hPa
	-1000 to 1000 hPa	2500 hPa

* The determination of measurement uncertainty takes place according to GUM (Guide to the Expression of Uncertainty in Measurement):

For the determination of measurement uncertainty, the accuracy of the measuring instrument (hysteresis, linearity, reproduceability), the uncertainty contribution of the test site as well as the uncertainty of the adjustment site (works calibration) are taken into account. For this purpose, the value of k=2 of the extension factor, which is usual in measurement technology is used as a basis, which corresponds to a trust level of 95%.

Parameters

Humidity/temperature optional

Probe	testo 6611	testo 6612	testo 6613	testo 6614	testo 6615	testo 6617
Type	Wall	Channel	Channel	Duct heated	Cable trace humidity	Cable with cover electrode monitoring
Parameters	%RH / °C/°F / °C _{td} / °F _{td} / g/kg / gr/lb / g/m ³ / gr/ft ³ / ppmV / °Cwb / °Fwb / kJ/kg / mbar / inch H ₂ O / °Ctm (H ₂ O ₂)/°Ftm (H ₂ O ₂) / % Vol					
Meas. range						
Humidity / trace humidity	0 to 100 %RH			-60 to +30 °C td	0 to 100 %RH	
Temperature	-20 to +70 °C -4 to +158 °F	-30 to +150 °C -22 to +302 °F	-40 to +180 °C -40 to +356 °F	-40 to +120 °C -40 to +248 °F	-40 to +180 °C -40 to +356 °F	
Measurement uncertainty*						
Humidity	testo 6611	testo 6612	testo 6613	testo 6614	testo 6615	testo 6617
	±(1.0 + 0.007 * mv) %RH for 0 to 100 %RH / ±(1.4 + 0.007 * mv) %RH for 90 to 100 %RH		±(1.0 + 0.007 * mv) %RH for 0 to 100 %RH		±(1.2 + 0.007 * mv) %RH for 0 to 90 %RH / ±(1.6 + 0.007 * mv) %RH for 90 to 100 %RH	
	for deviations from media temp. ±25 °C: ±0.02 %RH/K					
Dewpoint				±1 K at 0 °C td ±2 K at -40 °C td ±4 K at -50 °C td		
Temp. at +25°C / +77°F	±0.15 °C/ 32.2 °F Pt1000 Class AA			±0.15 °C/ 32.2 °F Pt100 Class AA	±0.15 °C/ 32.2 °F Pt1000 Class AA	

Inputs/outputs

Analog outputs

Quantity	Standard: 1; with optional humidity probe: 3
Output type	0/4 to 20 mA (4-wire) (24 VAC/DC) 0 to 1/5 to 10 V (4-wire) (24 VAC/DC)
Scaling	Differential pressure: scalable ±50% of measuring range final value; freely scalable within measuring range
Meas. cycle	1/sec
Resolution	12 bit
Max. load	max. 500 Ω
Other outputs	
Ethernet	Optional
Relay	Optional: 4 relays (free allocation to measurement channels or as collective alarm in operating menu/P2A), up to 250 VAC/3A (NO or NC)
Digital	Mini-DIN for P2A software
Supply	
Voltage supply	20 to 30 VAC/DC, 300 mA current consumption, galvanically separate signal and supply line

Technical data / Technical drawings / Connection plan

General technical data

Model

Material	Metal housing
Dimensions	162 x 122 x 77 mm
Weight	1.96 kg; optional: Ethernet intermediary layer 0.61 kg

Display

Display	optional: 3-line LCD with multi-language operating menu
---------	---

Resolution

Differential pressure	Measuring range	Resolution
	0 to 10 Pa	20000 Pa
	0 to 50 Pa	20000 Pa
	0 to 100 Pa	20000 Pa
	0 to 500 Pa	20000 Pa
	0 to 10 hPa	200 hPa
	0 to 50 hPa	750 hPa
	0 to 100 hPa	750 hPa
	0 to 500 hPa	2500 hPa
	0 to 1000 hPa	2500 hPa
	-10 to 10 Pa	20000 Pa
	-50 to 50 Pa	20000 Pa
	-100 to 100 Pa	20000 Pa
	-500 to 500 Pa	20000 Pa
	-10 to 10 hPa	200 hPa
	-50 to 50 hPa	750 hPa
	-100 to 100 hPa	750 hPa
	-500 to 500 hPa	2500 hPa
	-1000 to 1000 hPa	2500 hPa

Humidity	0.1 %RH
Temperature	0.01 °C / 0.01 °F

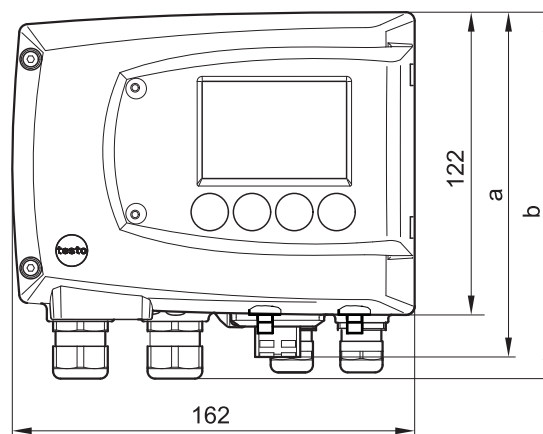
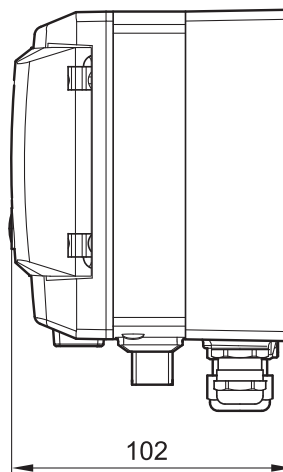
Miscellaneous

Protection class	IP 65
EMC	EU guideline 2004/108/EC
Connection nipple	Ø 6 mm --> suitable hoses 4 mm + 4.8 mm

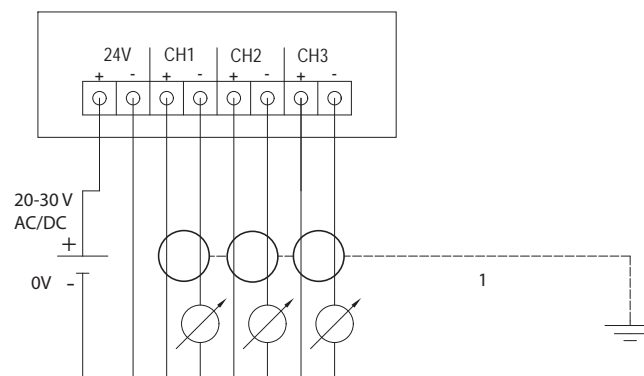
Operating conditions

With / without display	Operation temperature	-5 to 50 °C / 23 to 122 °F
	Storage temperature	-20 to 60 °C / -4 to 140 °F
	Process temperature	-20 to +65 °C / -4 to +149 °F

Technical drawings



Connection plan



Options / Ordering example

The following options can be specified for the testo 6381:

AXX	Measuring range
BXX	Analog display/supply
CXX	Display / menu language
DXX	Cable input
EXX	Ethernet
FXX	Differential pressure/flow velocity unit (pre-set)
GXX	Opt. analog output for humidity probe connection (probe series testo 6610) units (pre-set)
HXX	Relay
IXX	Units channel 3 pre-set (only if opt. humidity probe connection available)

AXX Measuring range

A01	0 to 10 Pa
A02	0 to 50 Pa
A03	0 to 100 Pa
A04	0 to 500 Pa
A05	0 to 10 hPa
A07	0 to 50 hPa
A08	0 to 100 hPa
A09	0 to 500 hPa
A10	0 to 1000 hPa
A21	-10 to 10 Pa
A22	-50 to 50 Pa
A23	-100 to 100 Pa
A24	-500 to 500 Pa
A25	-10 to 10 hPa
A27	-50 to 50 hPa
A28	-100 to 100 hPa
A29	-500 to 500 hPa
A30	-1000 to 1000 hPa

BXX Analog display/supply

B02	0 to 1 V (4-wire, 24 VAC/DC)
B03	0 to 5 V (4-wire, 24 VAC/DC)
B04	0 to 10 V (4-wire, 24 VAC/DC)
B05	0 to 20 mA (4-wire, 24 VAC/DC)
B06	4 to 20 mA (4-wire, 24 VAC/DC)

CXX Display / menu language

C00	without display
C02	with display/English
C03	with display/German
C04	with display/French
C05	with display/Spanish
C06	with display/Italian
C07	with display/Japanese
C08	with display/Swedish

DXX Cable input

D01	Cable input M16 (relay: M20)
D02	Cable entry NPT 1/2"
D03	Cable contact via M-plug connection for signal and supply

EXX Ethernet

E00	without Ethernet module
E01	with Ethernet module

FXX Differential pressure/flow velocity unit*

F01	Pa / min / max
F02	hPa / min / max
F03	kPa / min / max
F04	mbar / min / max
F05	bar / min / max
F06	mmH ₂ O / min / max
F07	mmH ₂ O / min / max
F08	inch HG / min / max
F09	kg/cm ² / min / max
F10	PSI / min / max
F11	m/s / min / max
F12	ft/min / min / max
F13	m ³ /h / min / max
F14	l/min / min / max
F15	Nm ³ /h / min / max
F16	NI/min / min / max

*Scaling: 50% of measuring range final value; freely selectable within measuring range

GXX opt. Analog output for humidity probe connection (probe series testo 6610) units (pre-set)

G00	without connection possibility for humidity probe testo 6610
G01	% RH/Min/Max
G02	°C/Min/Max
G03	°F/Min/Max
G04	°Ctd / min / max
G05	°Ftd / min / max
G06	g/kg / min / max
G07	gr/lb /Min/Max
G08	g/m ³ / min / max
G09	gr/ft ³ / min / max
G10	ppmV / min / max
G11	°Cwb / min / max
G12	°Fwb / min / max
G13	kJ/kg / min / max (enthalpy)
G14	mbar / min / max (water vapour partial pressure)
G15	inch H ₂ O / min / max (water vapour partial pressure)
G16	°Ctm / min / max (mixture dewpoint for H ₂ O ₂)
G17	°Ftm / min / max (mixture dewpoint for H ₂ O ₂)
G18	% Vol

(G01–G18 with connection possibility testo 6610)

HXX Relay

H00	without relay
H01	4 relay outputs, limit value monitoring
H02	4 relay outputs, channel 1 limit values and collective alarm

IXX Units channel 3 (pre-set, only if opt. humidity probe connection available)**

I01	% RH/Min/Max
I02	°C/Min/Max
I03	°F/Min/Max
I04	°Ctd/Min/Max
I05	°Ftd/Min/Max
I06	g/kg / min / max
I07	gr/lb /Min/Max
I08	g/m ³ / min / max
I09	gr/ft ³ / min / max
I10	ppmV / min / max
I11	°Cwb / min / max
I12	°Fwb / min / max
I13	kJ/kg / min / max (enthalpy)
I14	mbar / min / max (water vapour partial pressure)
I15	inch H ₂ O / min / max (water vapour partial pressure)
I16	°Ctm / min / max (mixture dewpoint for H ₂ O ₂)
I17	°Ftm / min / max (mixture dewpoint for H ₂ O ₂)
I18	% Vol

**only possible when G-Code (from G01) selected

Ordering example

Order code for transmitter testo 6381 with the following options:

- Measuring range -100 to 100 Pa
- Analog output 4 to 20 mA (4-wire, 24 VAC/DC)
- Without display
- Cable contact via M-plug connection for signal and supply
- with Ethernet module
- Differential pressure mbar / min / max
- Opt. analog output for humidity probe connection testo 6610/ units g/kg / min / max
- Without relay
- Unit channel 3% RH / min / max

0555 6381 A23 B06 C00 D03 E01 F04 G06 H00 I01